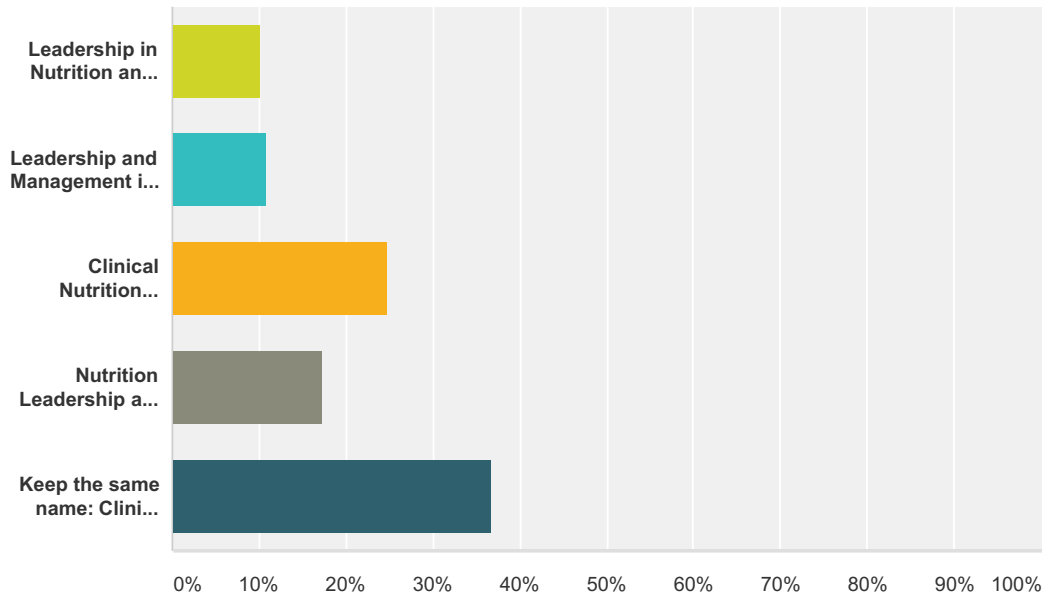


Q1 Since CNM members are not exclusively CNM's in their organizations and are branching out into other areas of healthcare such as quality assurance and process improvement, the executive committee would like some feedback regarding a possible DPG Name Change. Please review below and select the name that would best describe our DPG.

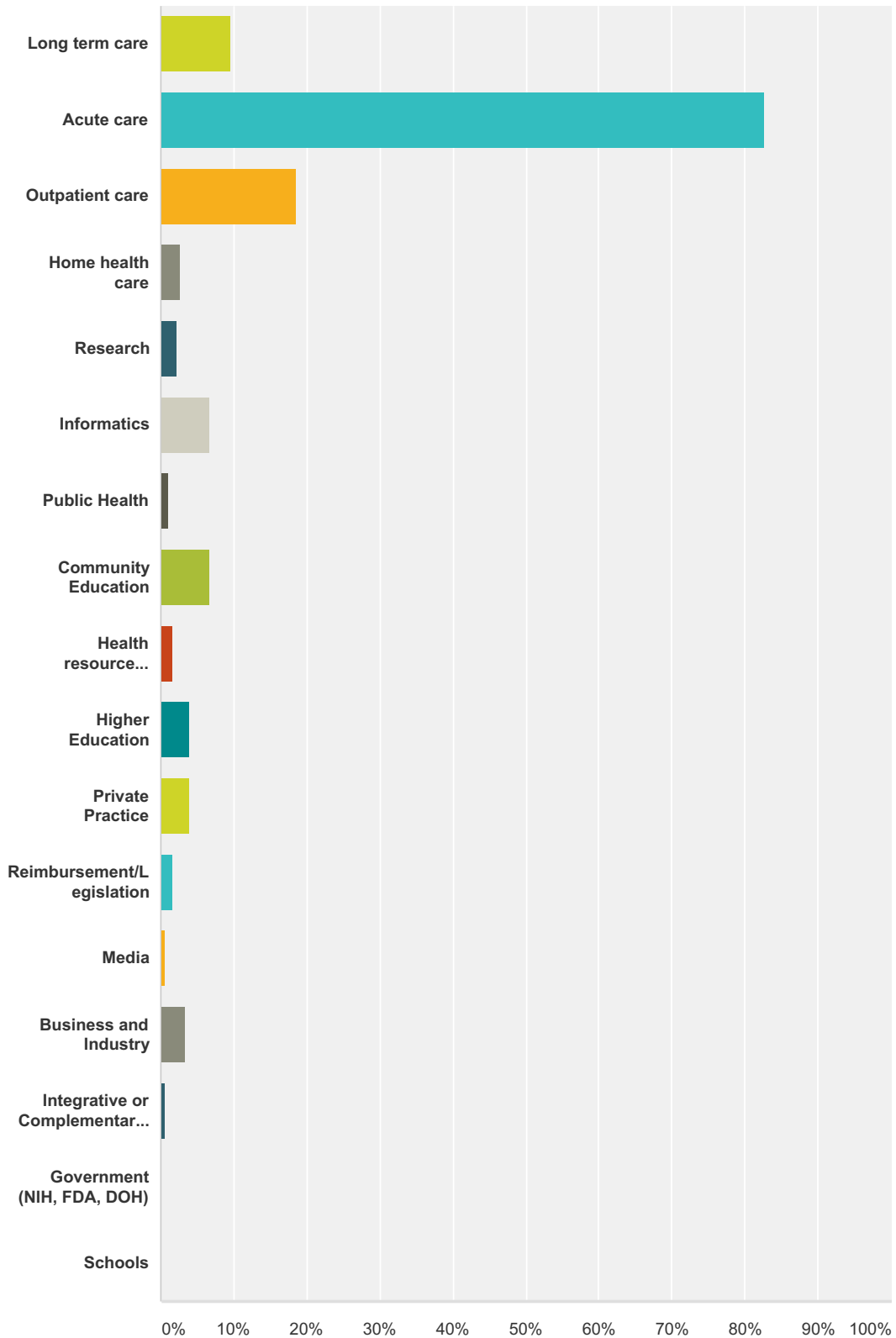
Answered: 185 Skipped: 2



Answer Choices	Responses
Leadership in Nutrition and Dietetics	10.27% 19
Leadership and Management in Nutrition	10.81% 20
Clinical Nutrition Leadership	24.86% 46
Nutrition Leadership and Management	17.30% 32
Keep the same name: Clinical Nutrition Management	36.76% 68
Total	185

Q2 What area do you consider to be your primary practice area? Select all that apply.

Answered: 178 Skipped: 9

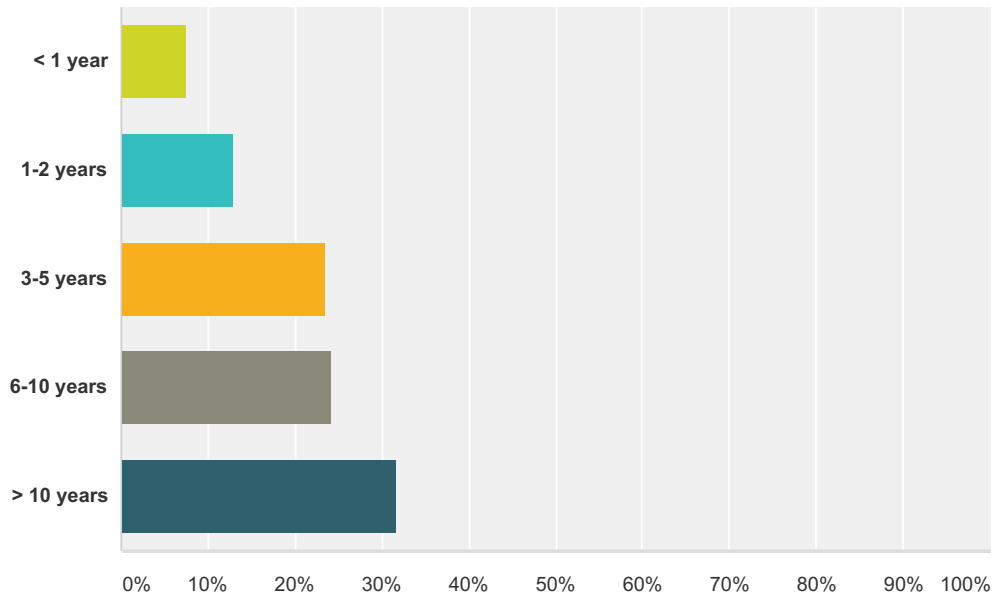


CNM 2015 Member Survey

Answer Choices	Responses	
Long term care	9.55%	17
Acute care	82.58%	147
Outpatient care	18.54%	33
Home health care	2.81%	5
Research	2.25%	4
Informatics	6.74%	12
Public Health	1.12%	2
Community Education	6.74%	12
Health resource management/Medical Records	1.69%	3
Higher Education	3.93%	7
Private Practice	3.93%	7
Reimbursement/Legislation	1.69%	3
Media	0.56%	1
Business and Industry	3.37%	6
Integrative or Complementary Medicine	0.56%	1
Government (NIH, FDA, DOH)	0.00%	0
Schools	0.00%	0
Total Respondents: 178		

Q3 How many years have you been a member of the CNM DPG?

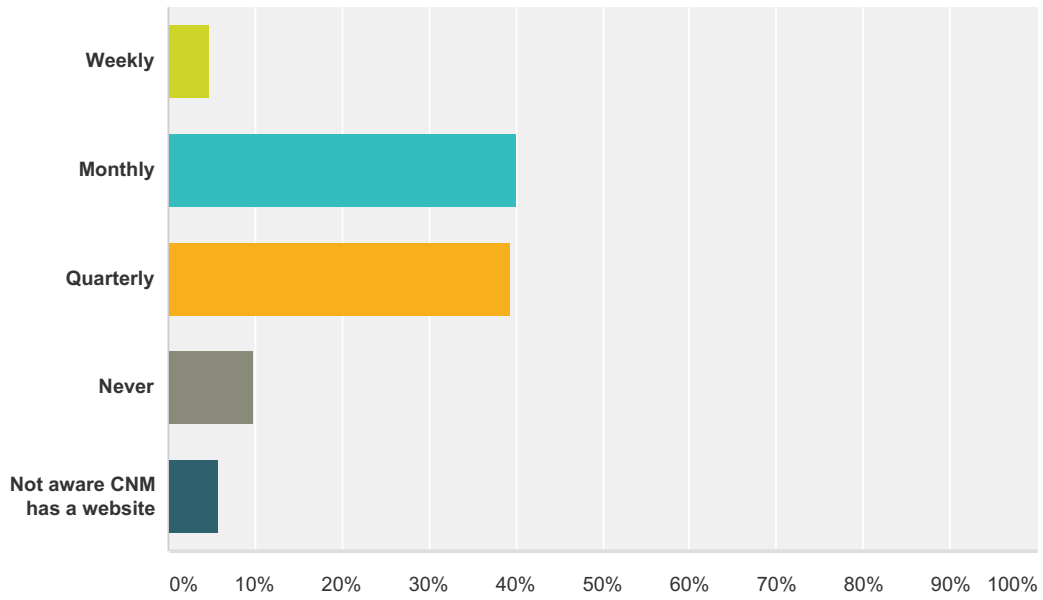
Answered: 186 Skipped: 1



Answer Choices	Responses	Count
< 1 year	7.53%	14
1-2 years	12.90%	24
3-5 years	23.66%	44
6-10 years	24.19%	45
> 10 years	31.72%	59
Total		186

Q4 How often do you visit the CNM DPG website?

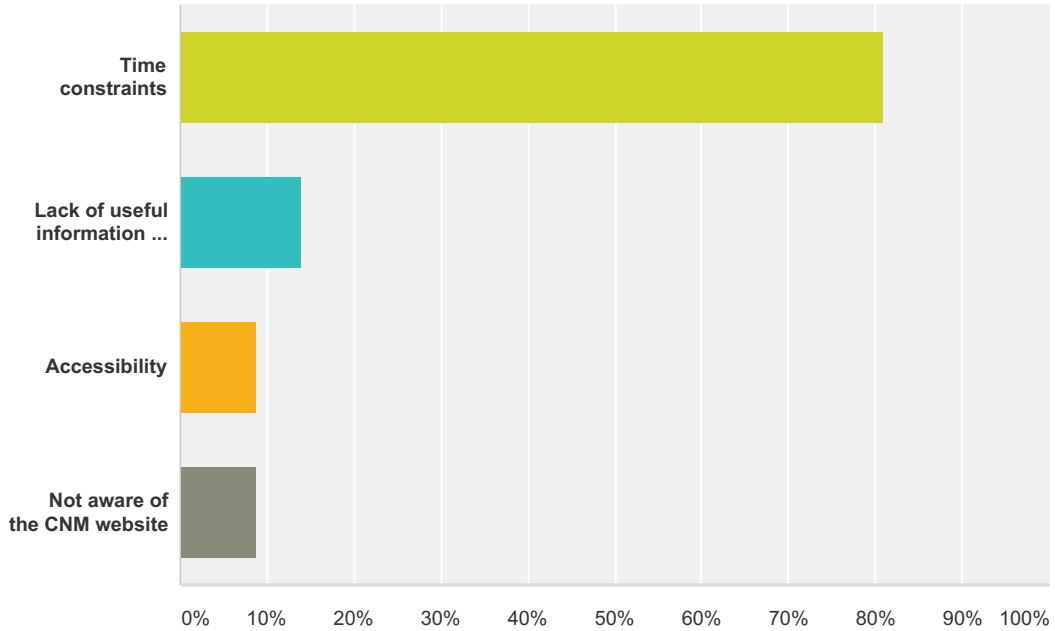
Answered: 185 Skipped: 2



Answer Choices	Responses	
Weekly	4.86%	9
Monthly	40.00%	74
Quarterly	39.46%	73
Never	9.73%	18
Not aware CNM has a website	5.95%	11
Total		185

Q5 If response was Less than Monthly to question #3 – What prevents you from accessing the site? (select all that apply)

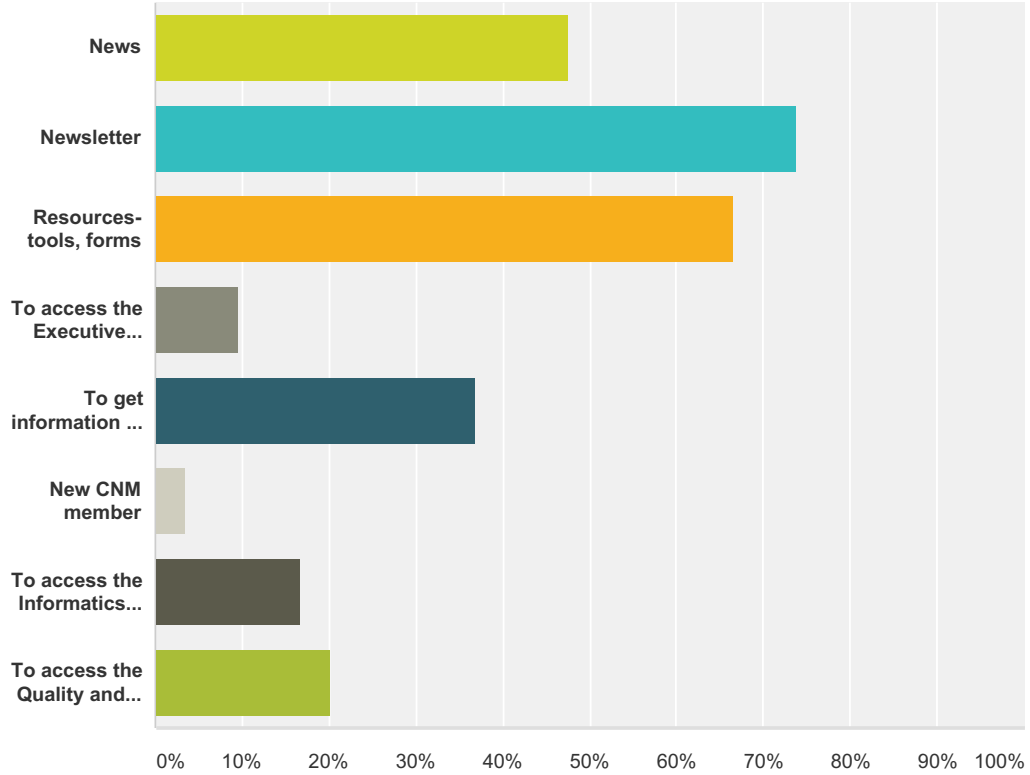
Answered: 79 Skipped: 108



Answer Choices	Responses
Time constraints	81.01% 64
Lack of useful information on the Website	13.92% 11
Accessibility	8.86% 7
Not aware of the CNM website	8.86% 7
Total Respondents: 79	

Q6 If you access the website monthly or more, why do you access the CNM Website? (choose all that apply)

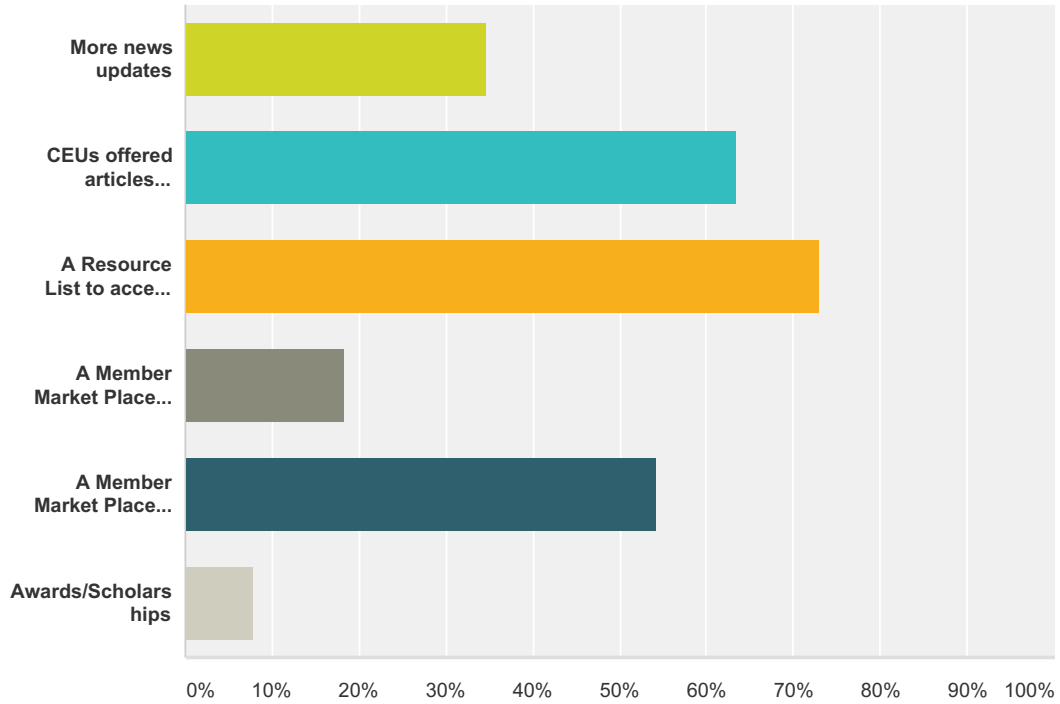
Answered: 84 Skipped: 103



Answer Choices	Responses
News	47.62% 40
Newsletter	73.81% 62
Resources- tools, forms	66.67% 56
To access the Executive Committee Directory	9.52% 8
To get information on the CNM Annual Symposium	36.90% 31
New CNM member	3.57% 3
To access the Informatics subunit	16.67% 14
To access the Quality and Process Improvement subunit	20.24% 17
Total Respondents: 84	

Q7 What would entice you to access the Website more often in the future? Select as many as interest you.

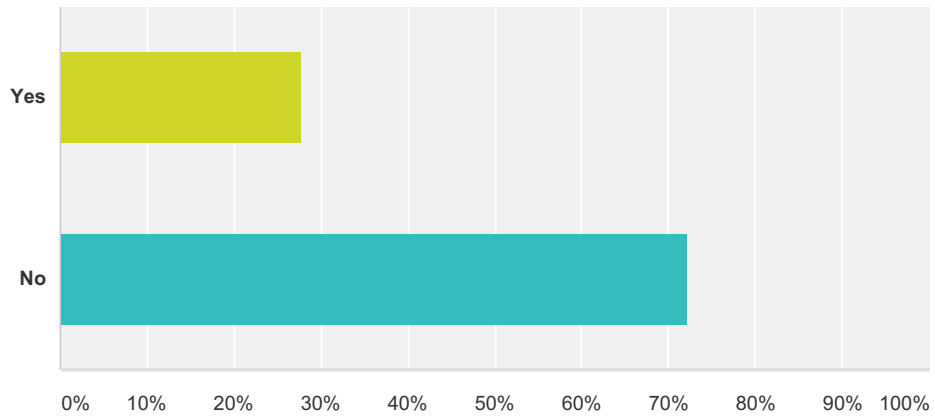
Answered: 164 Skipped: 23



Answer Choices	Responses
More news updates	34.76% 57
CEUs offered articles pertaining to CNM topics	63.41% 104
A Resource List to access forms and information from other CNM's, e.g., Forms, tools to help me do my job better, reimbursement information, protocols, etc.	73.17% 120
A Member Market Place to purchase publications	18.29% 30
A Member Market Place to attend Webinars	54.27% 89
Awards/Scholarships	7.93% 13
Total Respondents: 164	

Q8 Do you access the Informatics Sub-Group?

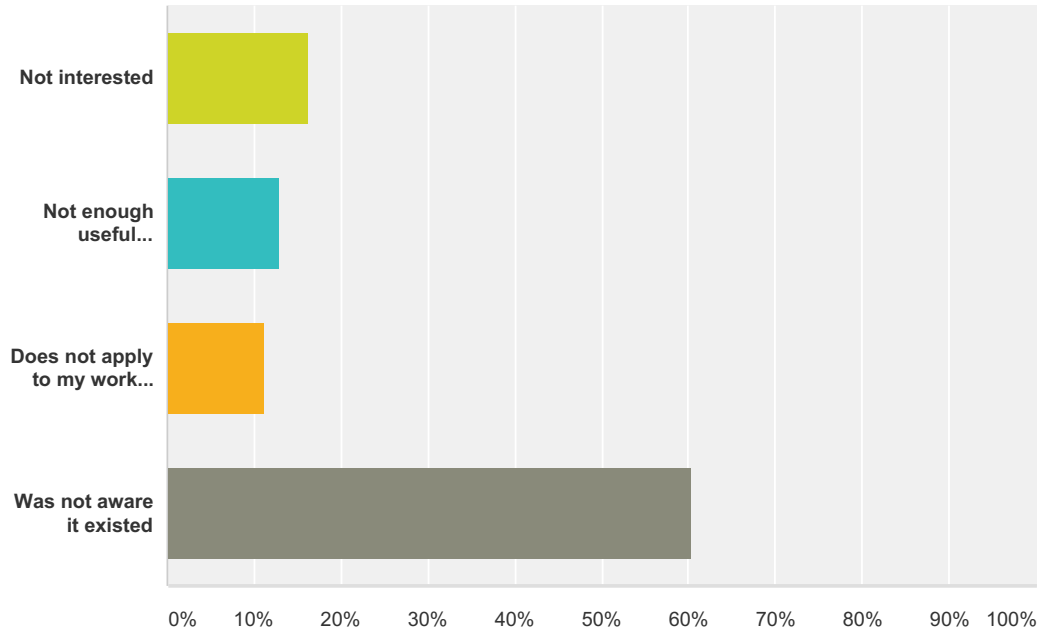
Answered: 166 Skipped: 21



Answer Choices	Responses
Yes	27.71% 46
No	72.29% 120
Total	166

Q9 If “No” to question 7, why not?

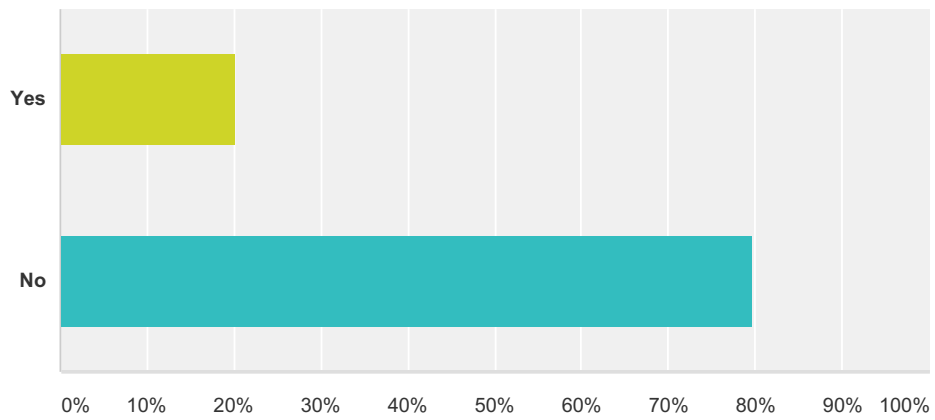
Answered: 116 Skipped: 71



Answer Choices	Responses
Not interested	16.38% 19
Not enough useful information	12.93% 15
Does not apply to my work setting	11.21% 13
Was not aware it existed	60.34% 70
Total Respondents: 116	

Q10 Do you access the Quality and Process Improvement Sub-Group?

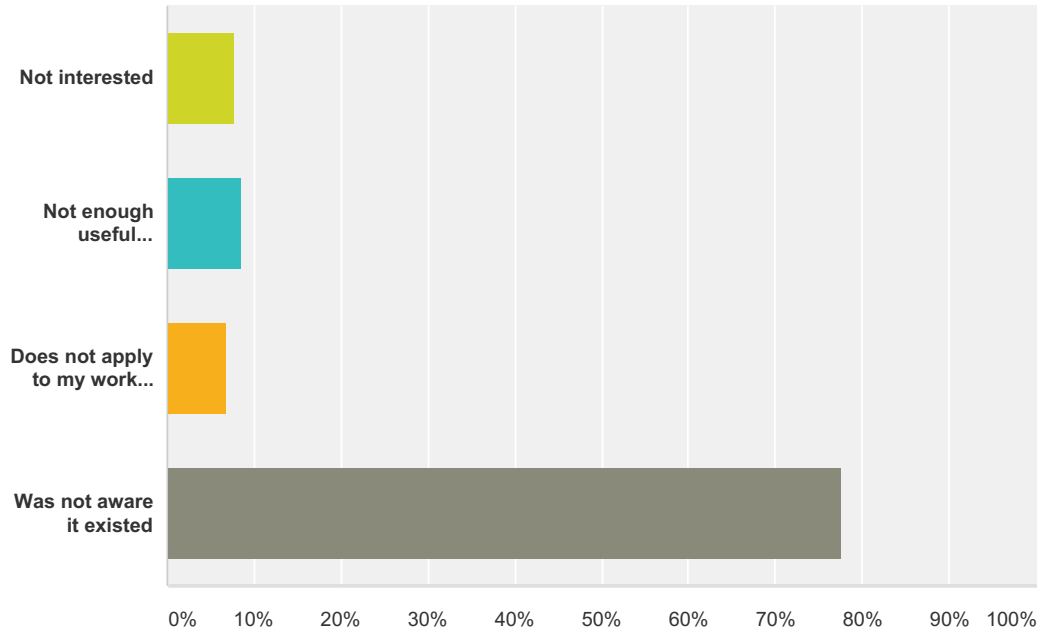
Answered: 168 Skipped: 19



Answer Choices	Responses
Yes	20.24% 34
No	79.76% 134
Total	168

Q11 If “No” to question 7, why not?

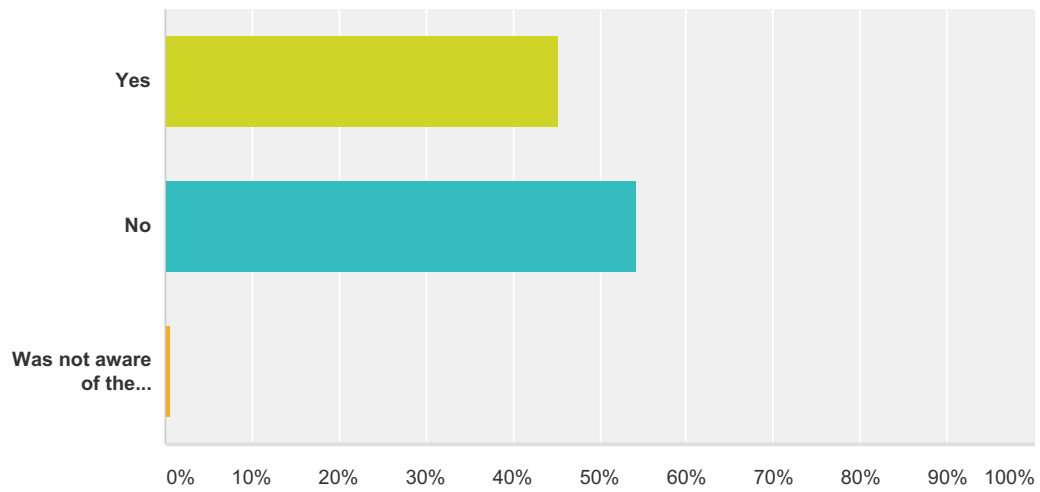
Answered: 130 Skipped: 57



Answer Choices	Responses
Not interested	7.69% 10
Not enough useful information	8.46% 11
Does not apply to my work setting	6.92% 9
Was not aware it existed	77.69% 101
Total Respondents: 130	

Q12 Have you attended at least one Annual CNM Symposium?

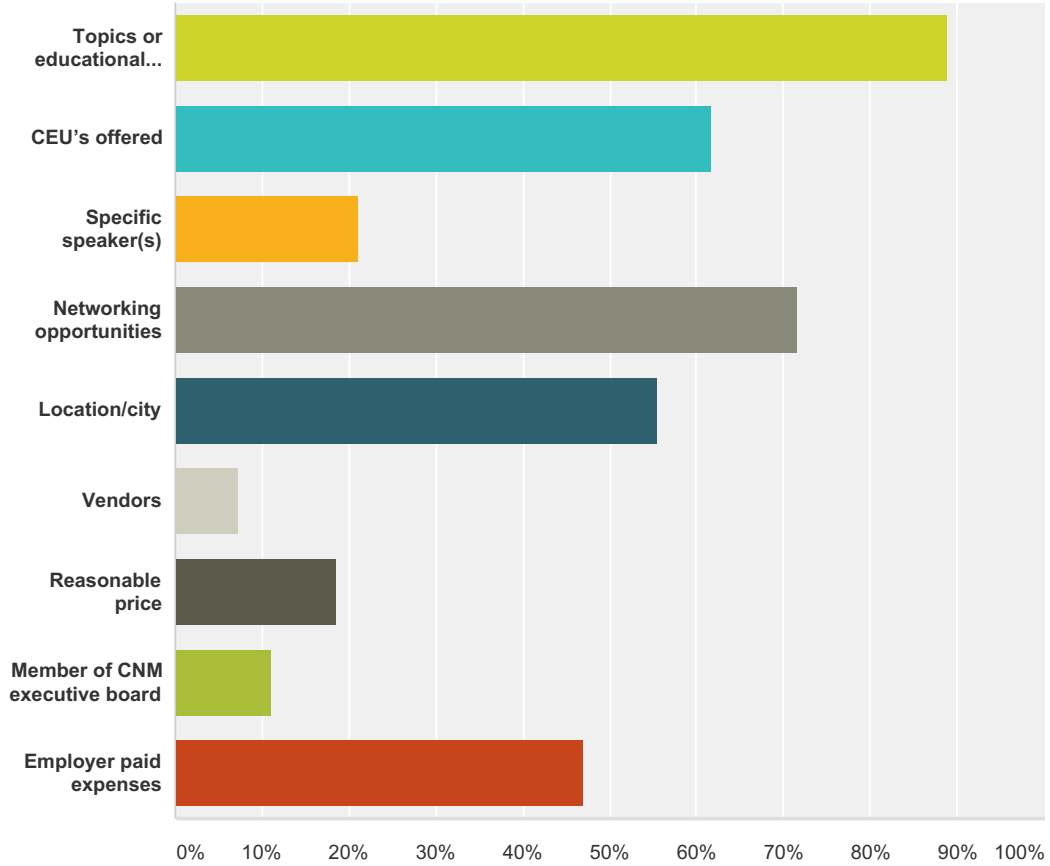
Answered: 179 Skipped: 8



Answer Choices	Responses	
Yes	45.25%	81
No	54.19%	97
Was not aware of the Symposium	0.56%	1
Total		179

Q13 If you have attended Symposium, what motivated you to attend? Please pick up to 5 responses that apply.

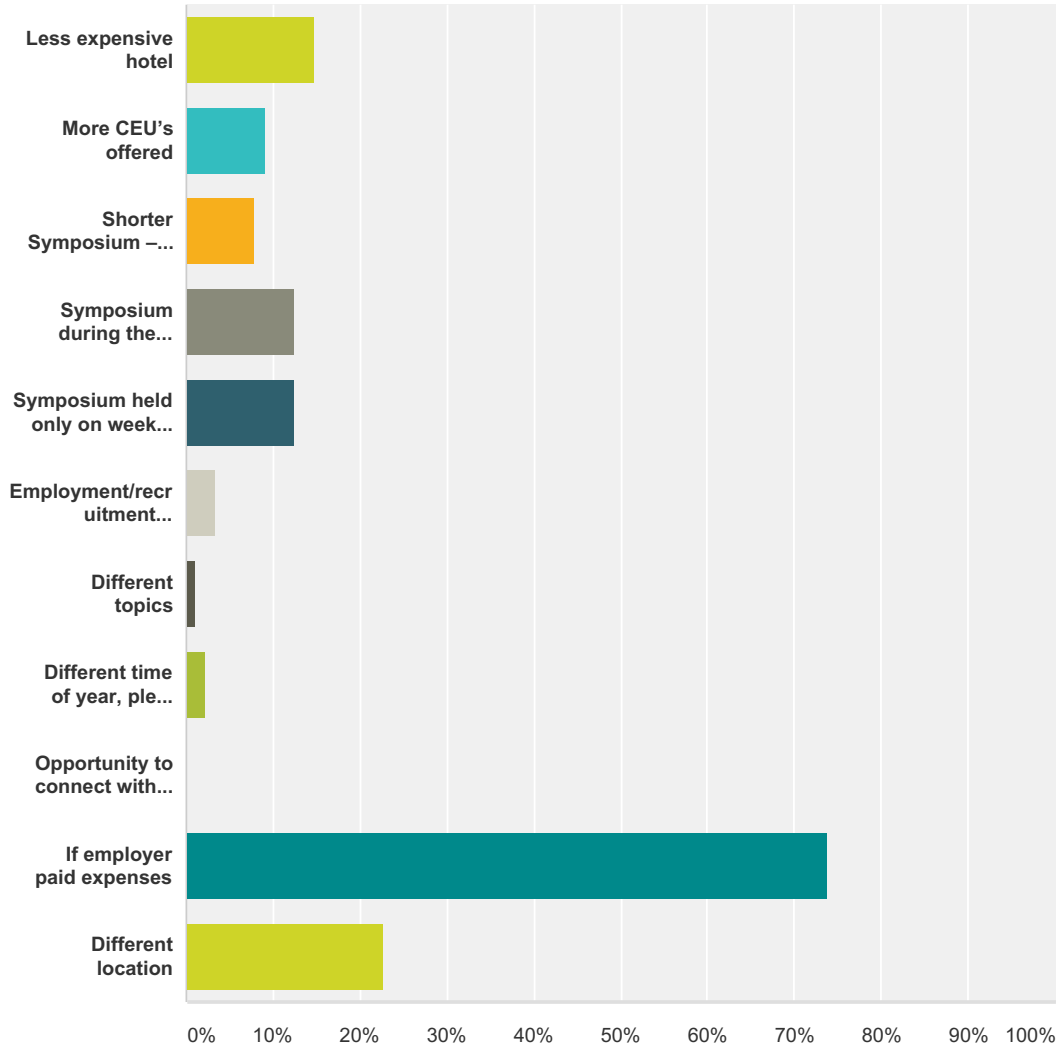
Answered: 81 Skipped: 106



Answer Choices	Responses
Topics or educational sessions offered	88.89% 72
CEU's offered	61.73% 50
Specific speaker(s)	20.99% 17
Networking opportunities	71.60% 58
Location/city	55.56% 45
Vendors	7.41% 6
Reasonable price	18.52% 15
Member of CNM executive board	11.11% 9
Employer paid expenses	46.91% 38
Total Respondents: 81	

Q14 If you have not attended Symposium, what would entice you to attend in the future?

Answered: 88 Skipped: 99



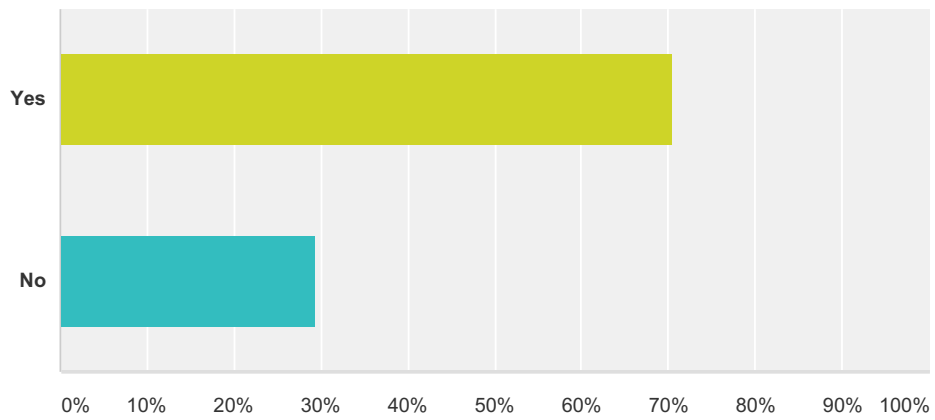
Answer Choices	Responses
Less expensive hotel	14.77% 13
More CEU's offered	9.09% 8
Shorter Symposium – less days in length	7.95% 7
Symposium during the weekdays not on weekend	12.50% 11
Symposium held only on weekend not weekdays	12.50% 11
Employment/recruitment opportunities offered	3.41% 3
Different topics	1.14% 1

CNM 2015 Member Survey

Different time of year, please indicate preference in the comments below	2.27%	2
Opportunity to connect with someone who has attended before	0.00%	0
If employer paid expenses	73.86%	65
Different location	22.73%	20
Total Respondents: 88		

Q15 Do you read the CNM newsletter now that it is only available online?

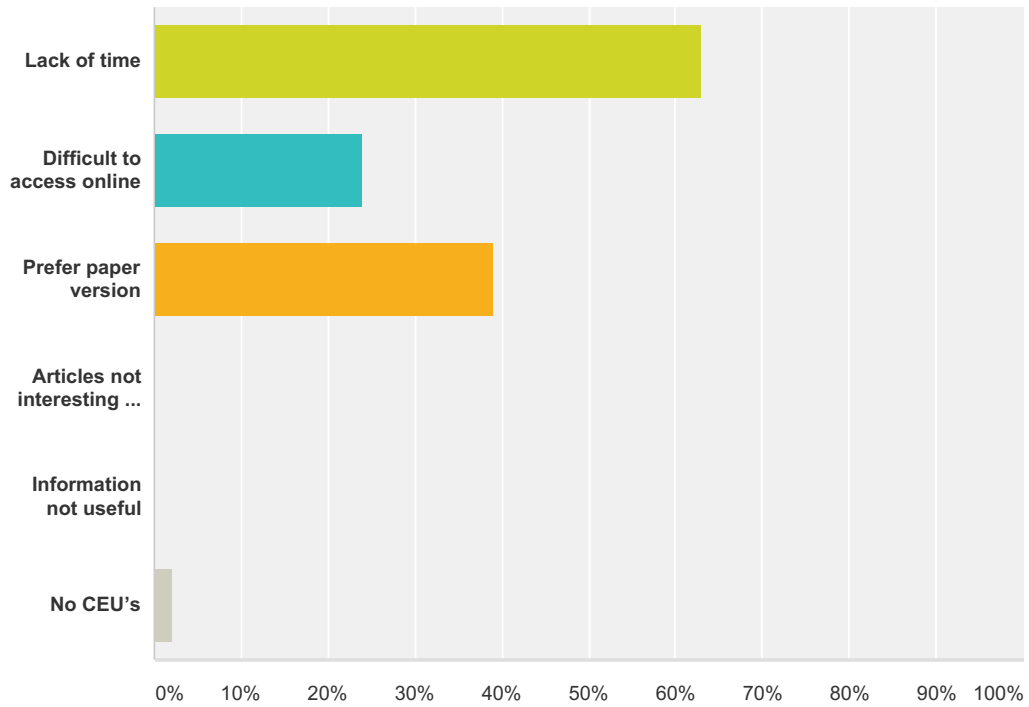
Answered: 180 Skipped: 7



Answer Choices	Responses
Yes	70.56% 127
No	29.44% 53
Total	180

Q16 If you do not read the newsletter, please indicate your reason(s).

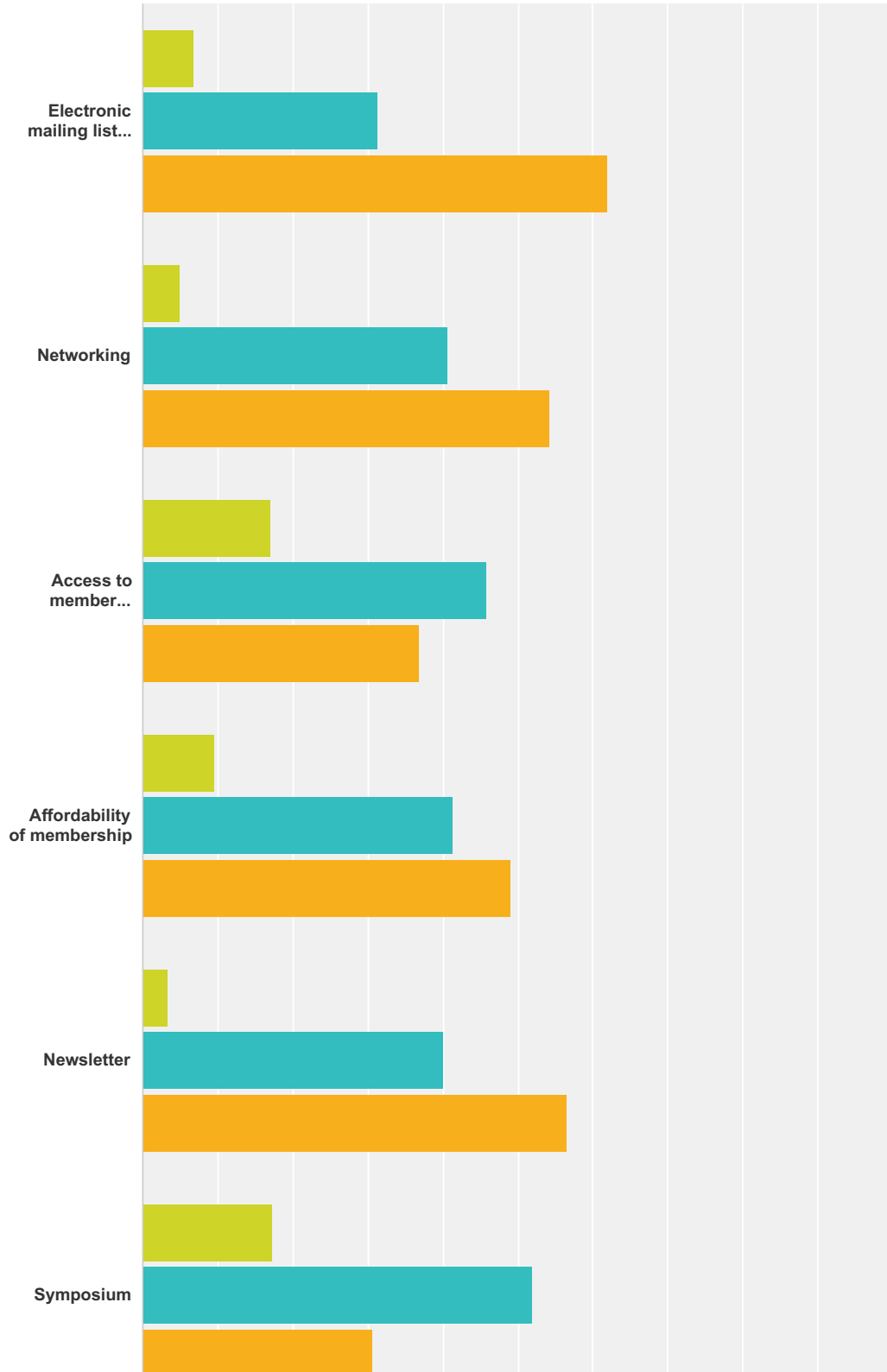
Answered: 46 Skipped: 141



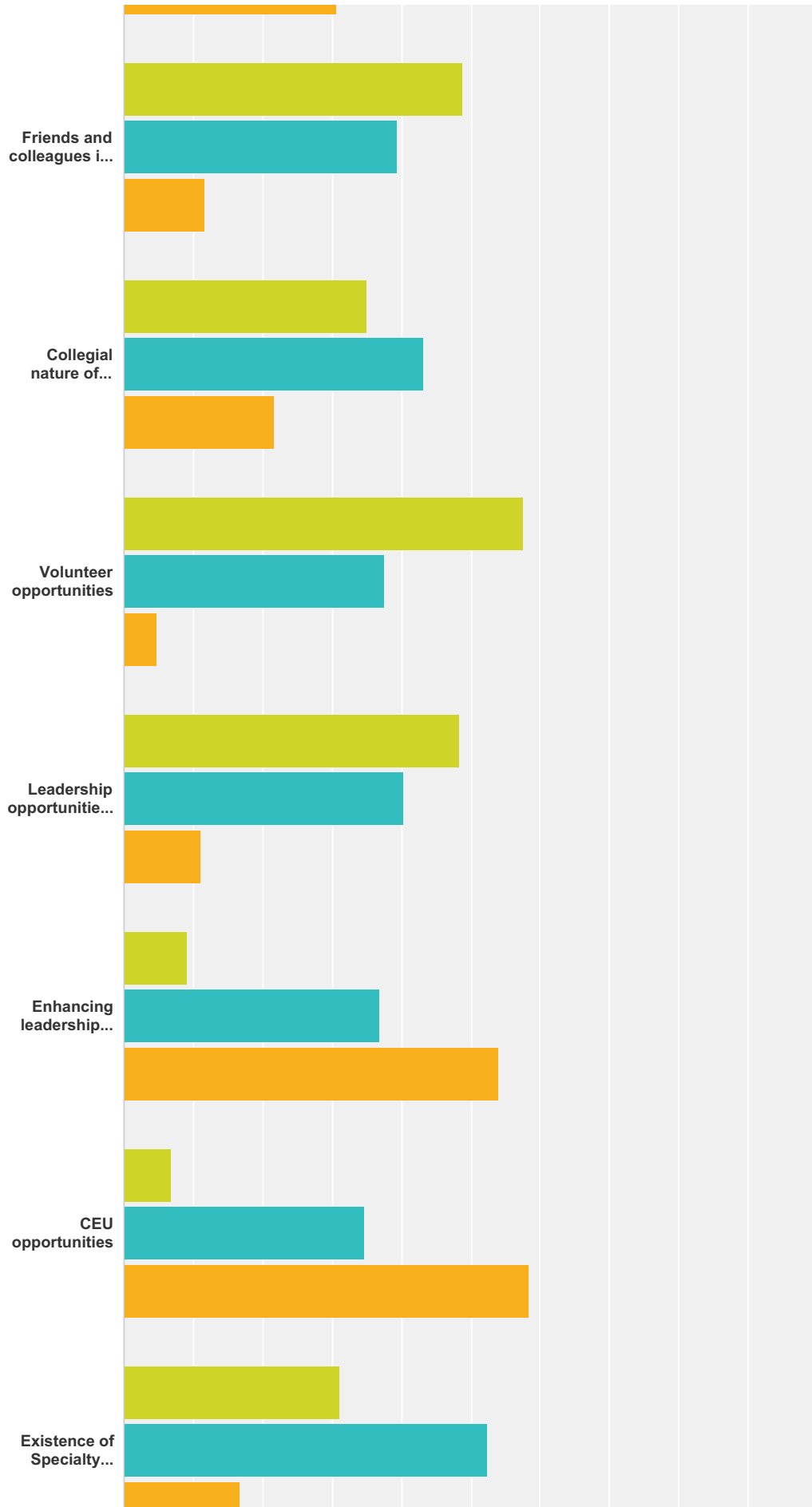
Answer Choices	Responses
Lack of time	63.04% 29
Difficult to access online	23.91% 11
Prefer paper version	39.13% 18
Articles not interesting to me	0.00% 0
Information not useful	0.00% 0
No CEU's	2.17% 1
Total Respondents: 46	

Q17 For each of the items listed below, please indicate their level of importance to you when considering whether or not you will join a DPG

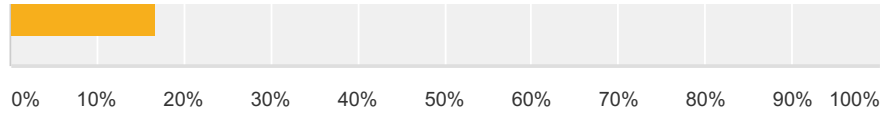
Answered: 178 Skipped: 9



CNM 2015 Member Survey



CNM 2015 Member Survey



■ Not at all
 ■ Somewhat
 ■ Very important

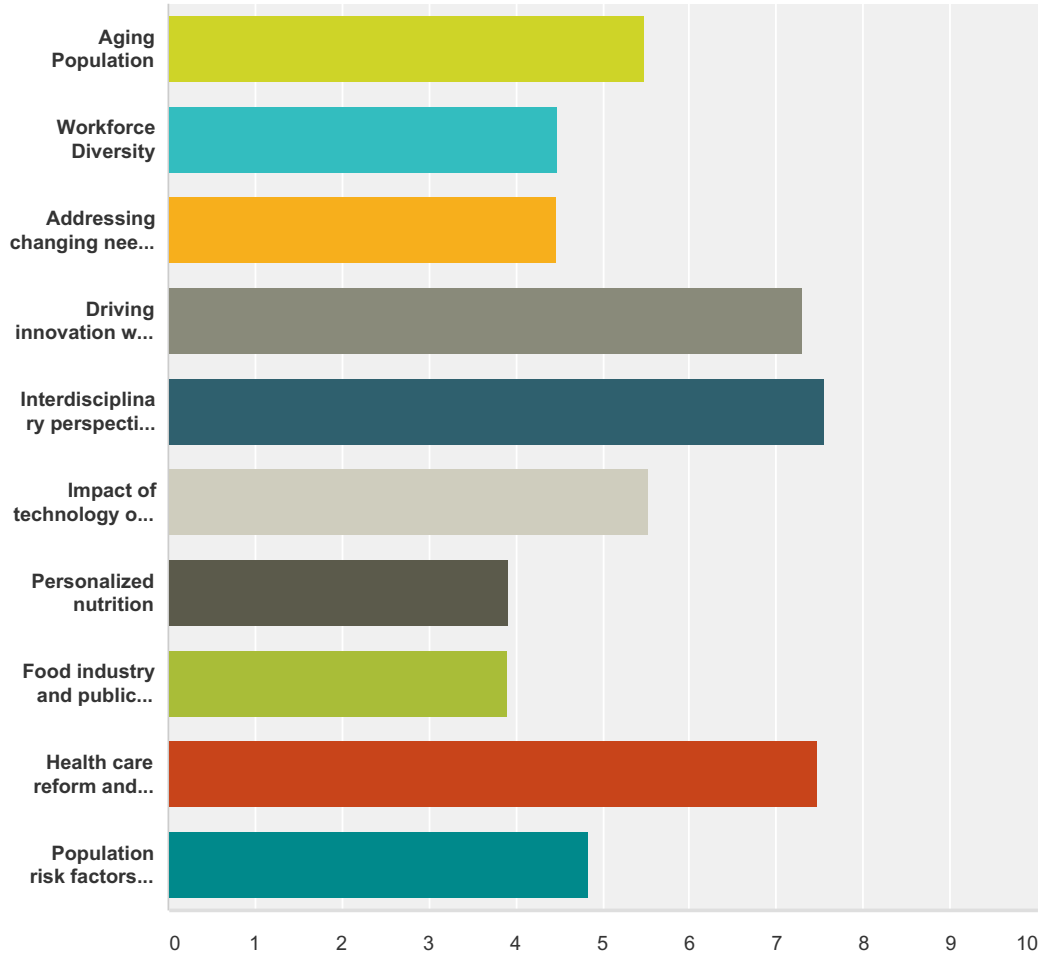
	Not at all	Somewhat	Very important	Total
Electronic mailing list (listserv)	6.82% 12	31.25% 55	61.93% 109	176
Networking	5.08% 9	40.68% 72	54.24% 96	177
Access to member information	17.05% 30	46.02% 81	36.93% 65	176
Affordability of membership	9.60% 17	41.24% 73	49.15% 87	177
Newsletter	3.43% 6	40.00% 70	56.57% 99	175
Symposium	17.34% 30	52.02% 90	30.64% 53	173
Friends and colleagues in DPG	48.84% 84	39.53% 68	11.63% 20	172
Collegial nature of members	35.09% 60	43.27% 74	21.64% 37	171
Volunteer opportunities	57.65% 98	37.65% 64	4.71% 8	170
Leadership opportunities within DPG	48.54% 83	40.35% 69	11.11% 19	171
Enhancing leadership skills	9.09% 16	36.93% 65	53.98% 95	176
CEU opportunities	6.82% 12	34.66% 61	58.52% 103	176
Existence of Specialty Sub-Units	31.03% 54	52.30% 91	16.67% 29	174

Q18 What would add value for you as a member of the CNM DPG?

Answered: 35 Skipped: 152

Q19 Please rank the following items according to their importance to you in the context of the future direction of our practice and the strategic plan for the CNM DPG. 1 = most important; 10 = least important. You must use all 10 numbers, but only once.

Answered: 158 Skipped: 29



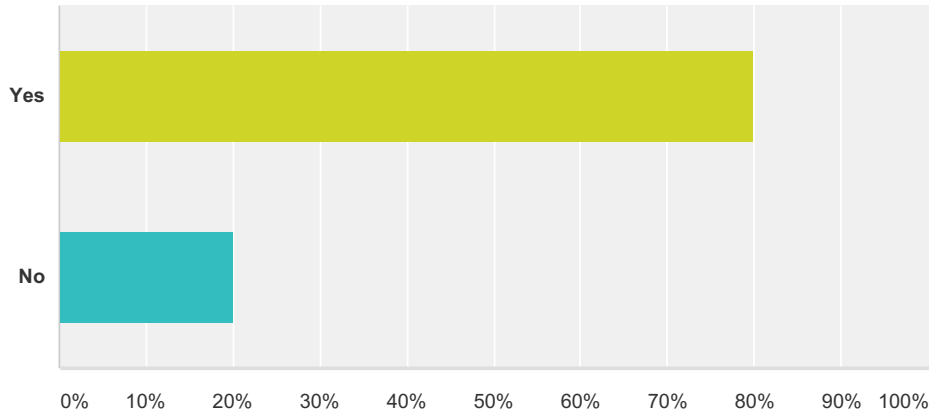
	1	2	3	4	5	6	7	8	9	10	Total	Score
Aging Population	11.39% 18	9.49% 15	6.33% 10	11.39% 18	7.59% 12	15.19% 24	11.39% 18	8.86% 14	7.59% 12	10.76% 17	158	5.49
Workforce Diversity	3.80% 6	4.43% 7	12.66% 20	5.70% 9	11.39% 18	5.06% 8	10.76% 17	15.82% 25	15.19% 24	15.19% 24	158	4.49

CNM 2015 Member Survey

Addressing changing needs of the student population (flexibility, convenience, affordability in education; online education, interprofessional learning)	3.16% 5	5.06% 8	9.49% 15	10.13% 16	8.86% 14	7.59% 12	11.39% 18	12.03% 19	17.09% 27	15.19% 24	158	4.46
Driving innovation with Interdisciplinary teams	12.66% 20	22.15% 35	20.25% 32	14.56% 23	11.39% 18	6.96% 11	5.70% 9	3.80% 6	1.27% 2	1.27% 2	158	7.31
Interdisciplinary perspective and leadership qualities valued by employers	17.72% 28	31.01% 49	12.66% 20	9.49% 15	9.49% 15	7.59% 12	6.33% 10	1.90% 3	2.53% 4	1.27% 2	158	7.56
Impact of technology on customers, clients and patients to manage their own diet	3.80% 6	6.33% 10	8.23% 13	16.46% 26	15.82% 25	18.99% 30	8.86% 14	11.39% 18	8.23% 13	1.90% 3	158	5.54
Personalized nutrition	1.90% 3	1.90% 3	3.80% 6	6.33% 10	9.49% 15	11.39% 18	21.52% 34	12.03% 19	13.29% 21	18.35% 29	158	3.92
Food industry and public priorities; more healthful, safe and more sustainable system	1.27% 2	3.80% 6	5.70% 9	8.23% 13	5.06% 8	10.13% 16	12.66% 20	19.62% 31	15.82% 25	17.72% 28	158	3.90
Health care reform and access to dietetics services provided by RD/DTR's versus other practitioners	39.24% 62	8.23% 13	13.29% 21	9.49% 15	7.59% 12	3.80% 6	3.16% 5	3.80% 6	8.86% 14	2.53% 4	158	7.48
Population risk factors and nutrition initiatives	5.06% 8	7.59% 12	7.59% 12	8.23% 13	13.29% 21	13.29% 21	8.23% 13	10.76% 17	10.13% 16	15.82% 25	158	4.85

Q20 Do you take dietetic interns?

Answered: 170 Skipped: 17



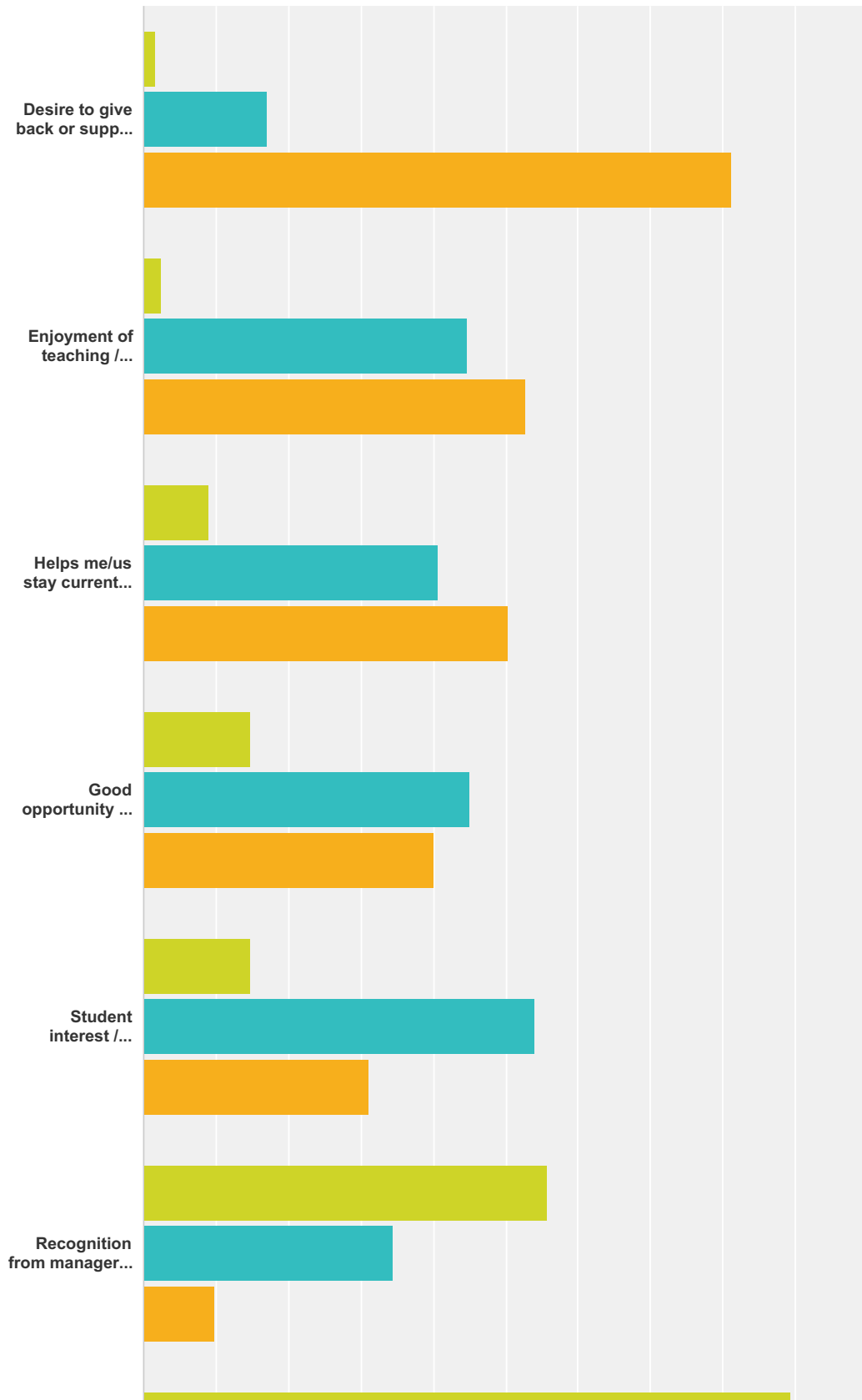
Answer Choices	Responses	
Yes	80.00%	136
No	20.00%	34
Total		170

**Q21 If Yes, how many interns do you take
and for how many weeks per year? (i.e. 4
interns at 3 weeks each)**

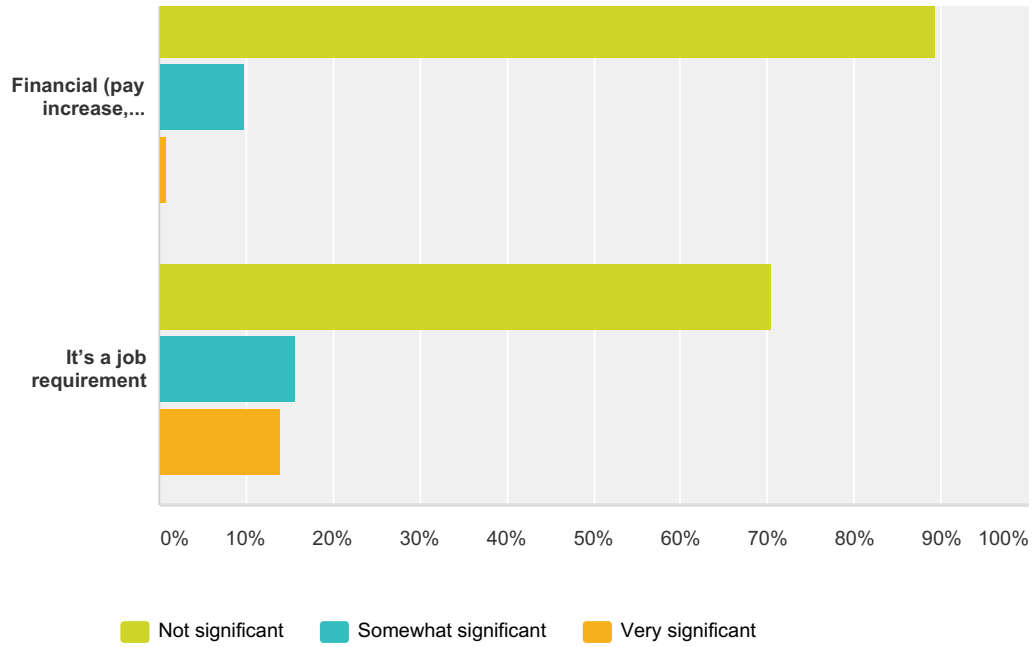
Answered: 108 Skipped: 79

Q22 If Yes, how significant are the following reasons for why you take interns?

Answered: 123 Skipped: 64



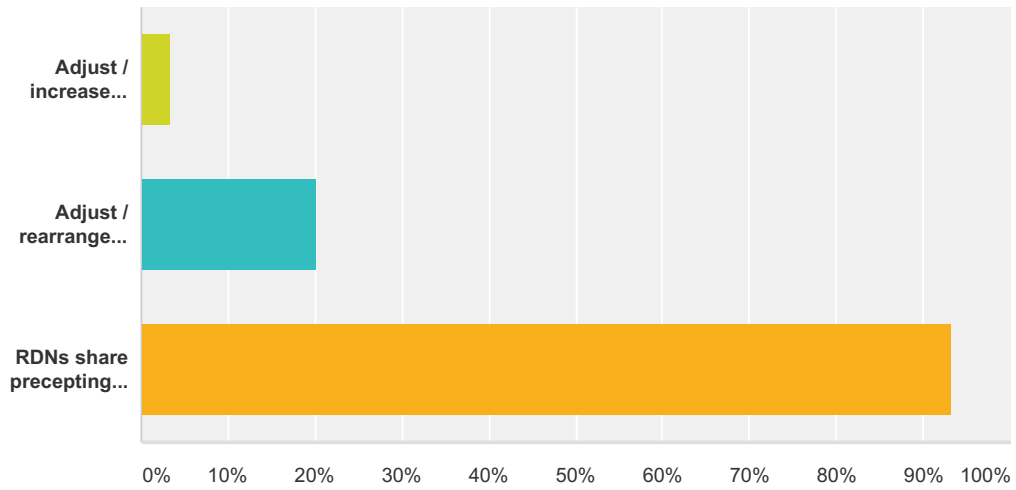
CNM 2015 Member Survey



	Not significant	Somewhat significant	Very significant	Total
Desire to give back or support the profession	1.63% 2	17.07% 21	81.30% 100	123
Enjoyment of teaching / mentoring	2.44% 3	44.72% 55	52.85% 65	123
Helps me/us stay current in my/our practice area	8.94% 11	40.65% 50	50.41% 62	123
Good opportunity to recruit new employees	14.75% 18	45.08% 55	40.16% 49	122
Student interest / enthusiasm renews my/our passion for the profession	14.75% 18	54.10% 66	31.15% 38	122
Recognition from manager or administration	55.74% 68	34.43% 42	9.84% 12	122
Financial (pay increase, bonus)	89.34% 109	9.84% 12	0.82% 1	122
It's a job requirement	70.49% 86	15.57% 19	13.93% 17	122

Q23 If Yes, how do you accommodate interns?

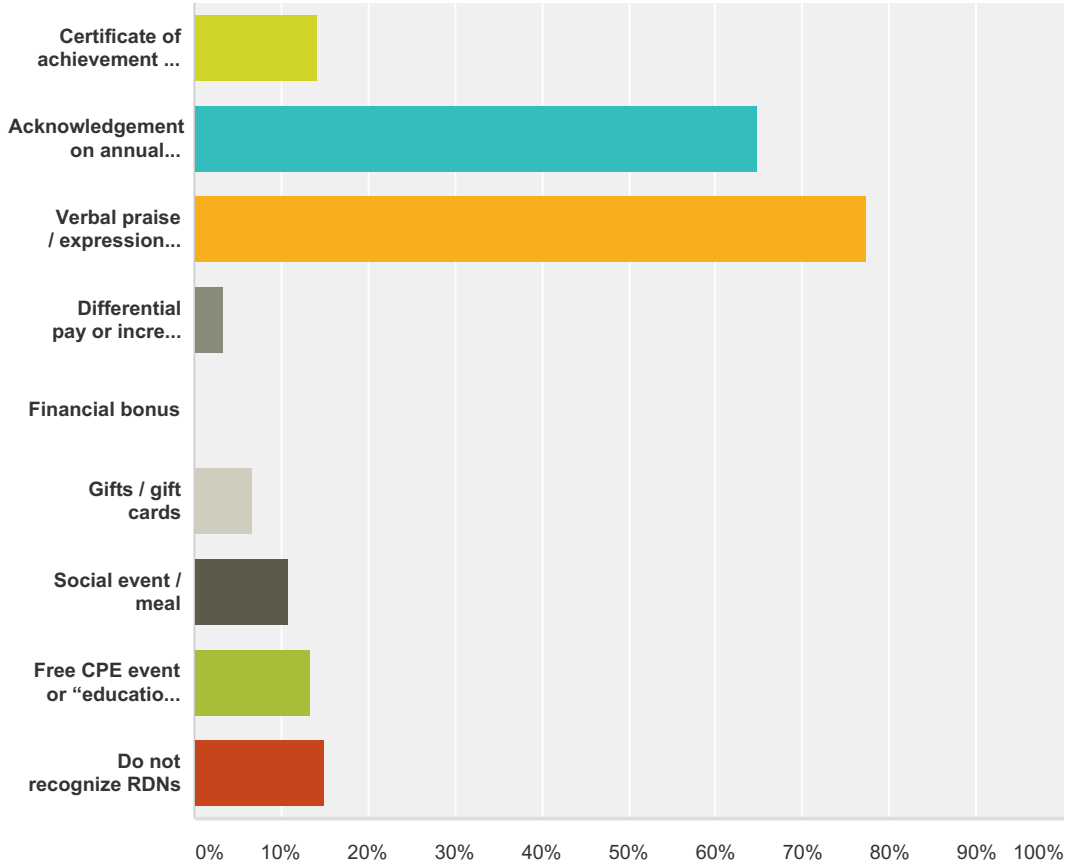
Answered: 118 Skipped: 69



Answer Choices	Responses
Adjust / increase clinical staffing	3.39% 4
Adjust / rearrange clinical workload	20.34% 24
RDNs share precepting responsibilities	93.22% 110
Total Respondents: 118	

Q24 If Yes, how do you (or the internship program) recognize RDNs for their work with interns?

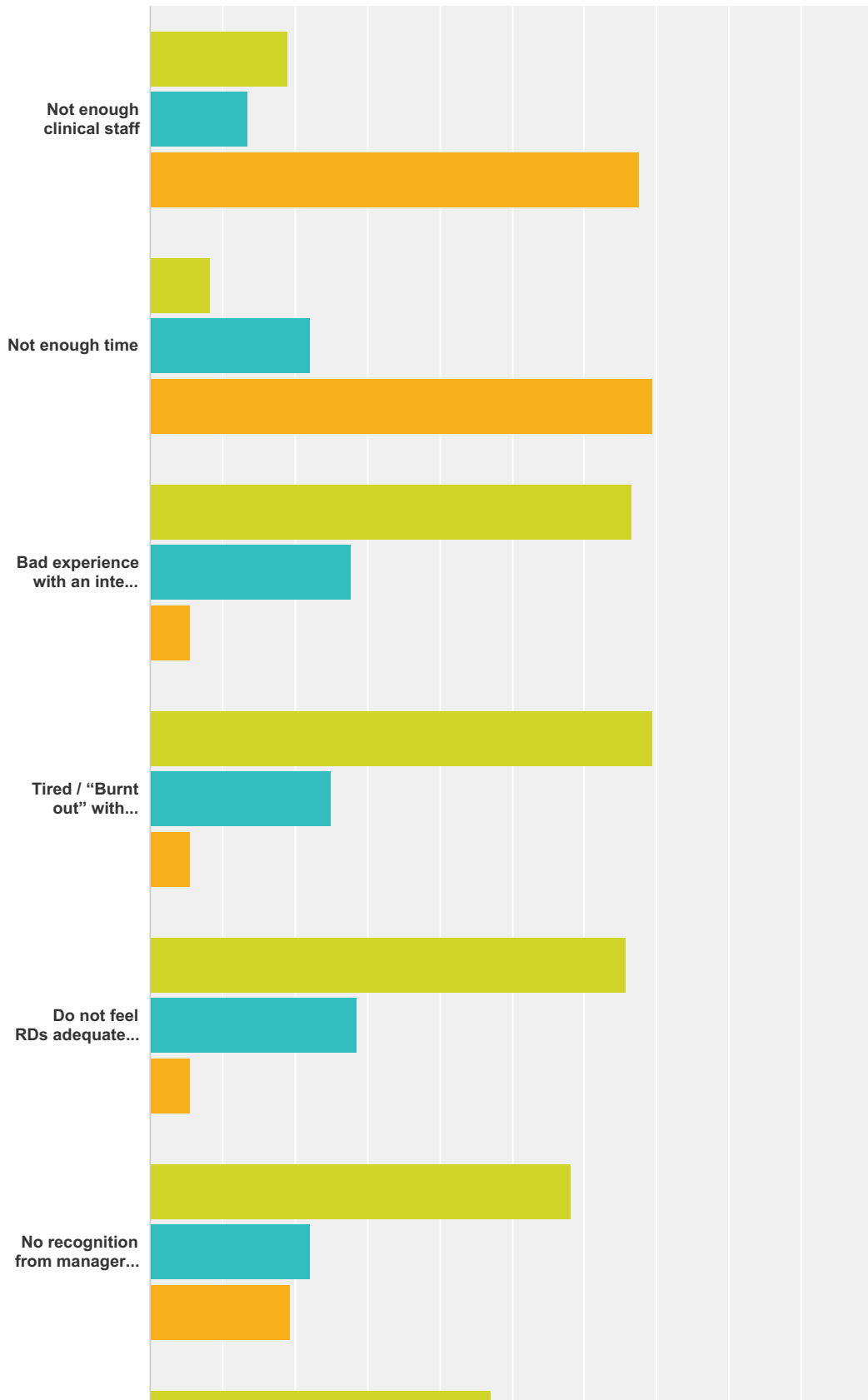
Answered: 120 Skipped: 67



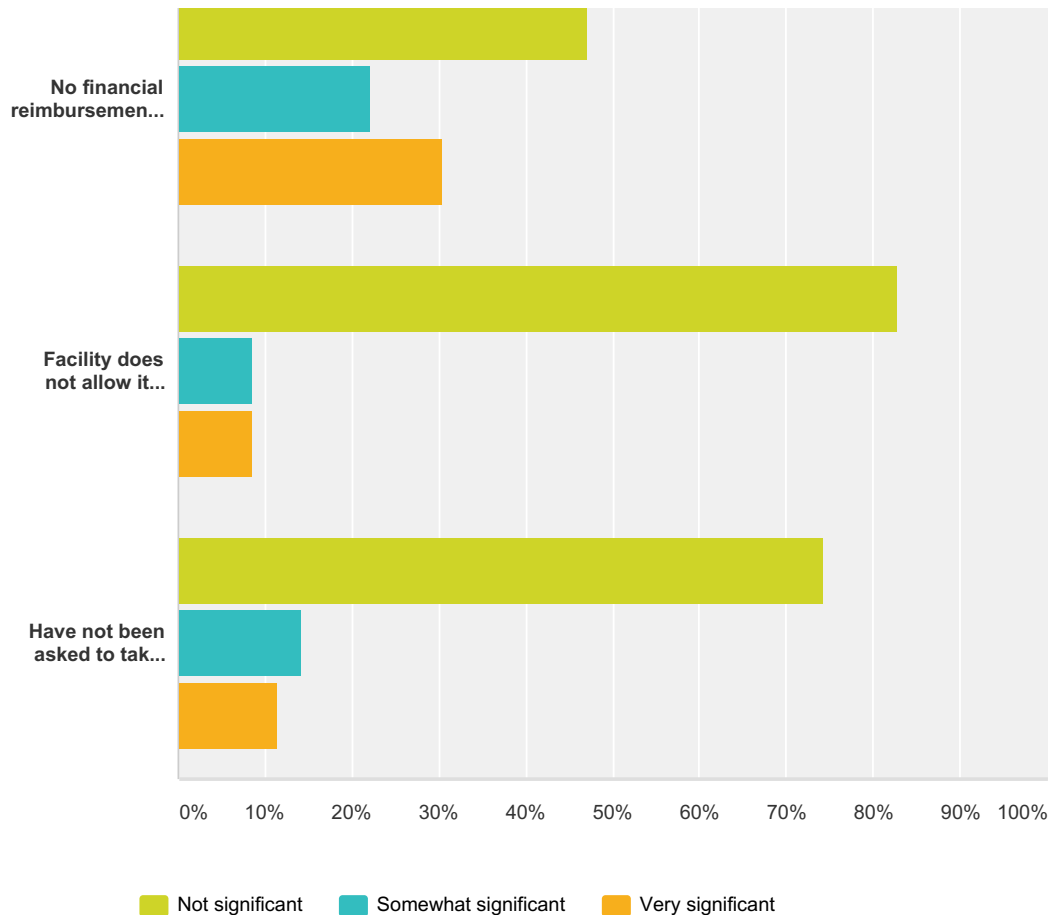
Answer Choices	Responses
Certificate of achievement / appreciation	14.17% 17
Acknowledgement on annual performance evaluation	65.00% 78
Verbal praise / expression of appreciation	77.50% 93
Differential pay or increase in salary	3.33% 4
Financial bonus	0.00% 0
Gifts / gift cards	6.67% 8
Social event / meal	10.83% 13
Free CPE event or "education" days	13.33% 16
Do not recognize RDNs	15.00% 18
Total Respondents: 120	

Q25 If No, how significant are the following reasons for why you don't take interns?

Answered: 37 Skipped: 150



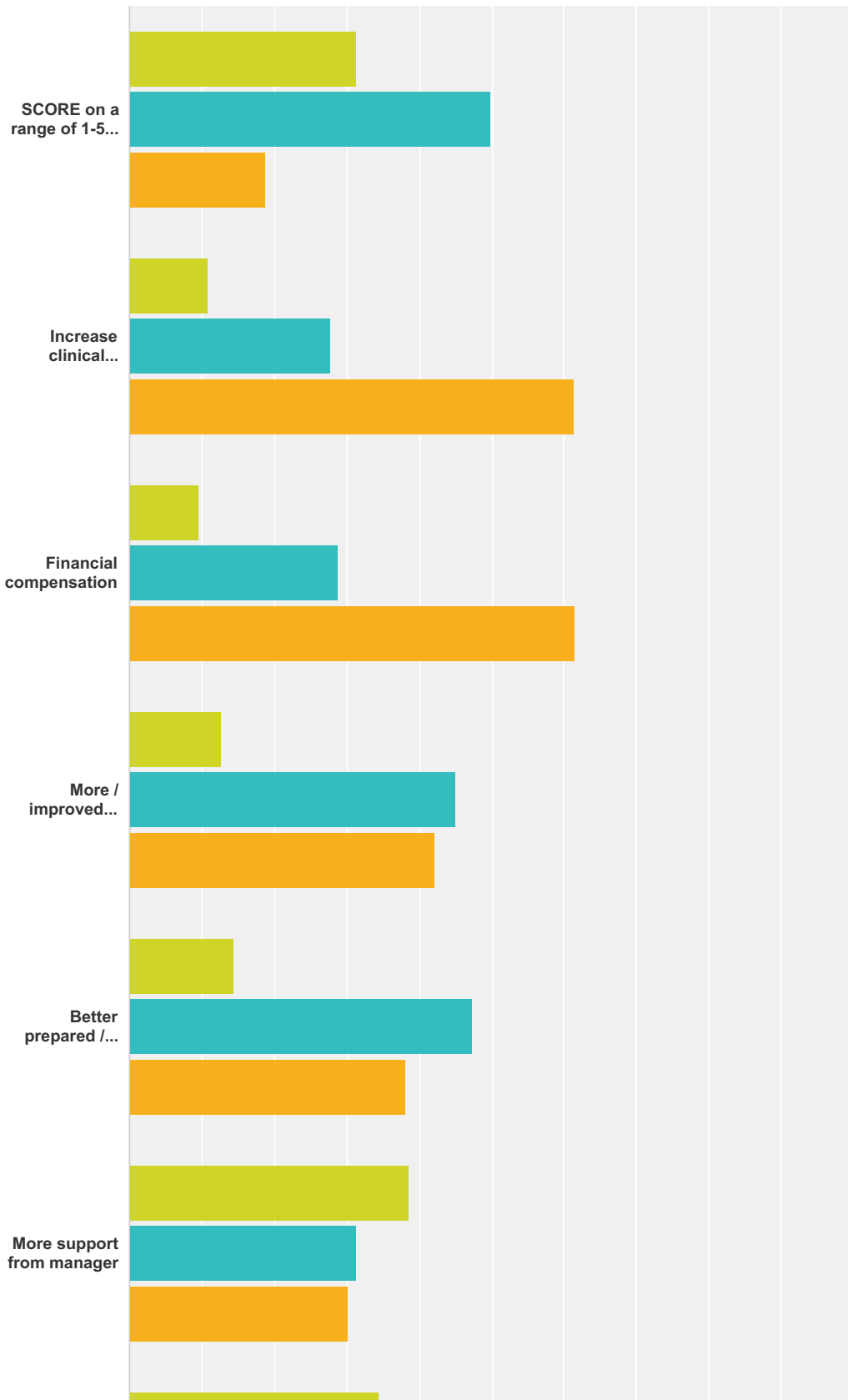
CNM 2015 Member Survey



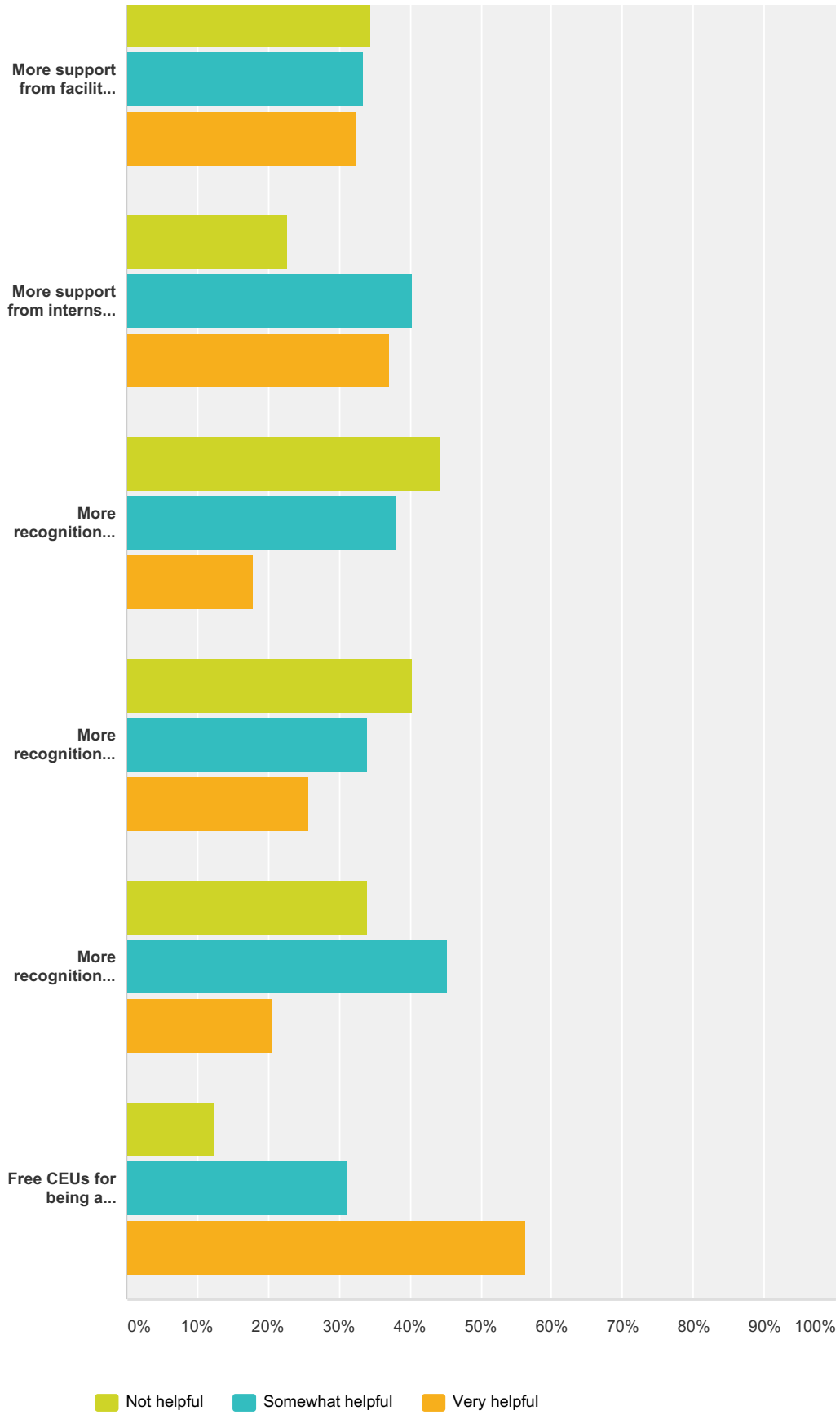
	Not significant	Somewhat significant	Very significant	Total
Not enough clinical staff	18.92% 7	13.51% 5	67.57% 25	37
Not enough time	8.33% 3	22.22% 8	69.44% 25	36
Bad experience with an intern in the past (specify below)	66.67% 24	27.78% 10	5.56% 2	36
Tired / "Burnt out" with precepting	69.44% 25	25.00% 9	5.56% 2	36
Do not feel RDs adequately trained to be preceptors	65.71% 23	28.57% 10	5.71% 2	35
No recognition from manager or facility administration	58.33% 21	22.22% 8	19.44% 7	36
No financial reimbursement / compensation	47.22% 17	22.22% 8	30.56% 11	36
Facility does not allow it (specify below)	82.86% 29	8.57% 3	8.57% 3	35
Have not been asked to take interns	74.29% 26	14.29% 5	11.43% 4	35

Q26 Which of the following is / would improve your ability / desire to take interns?

Answered: 108 Skipped: 79



CNM 2015 Member Survey



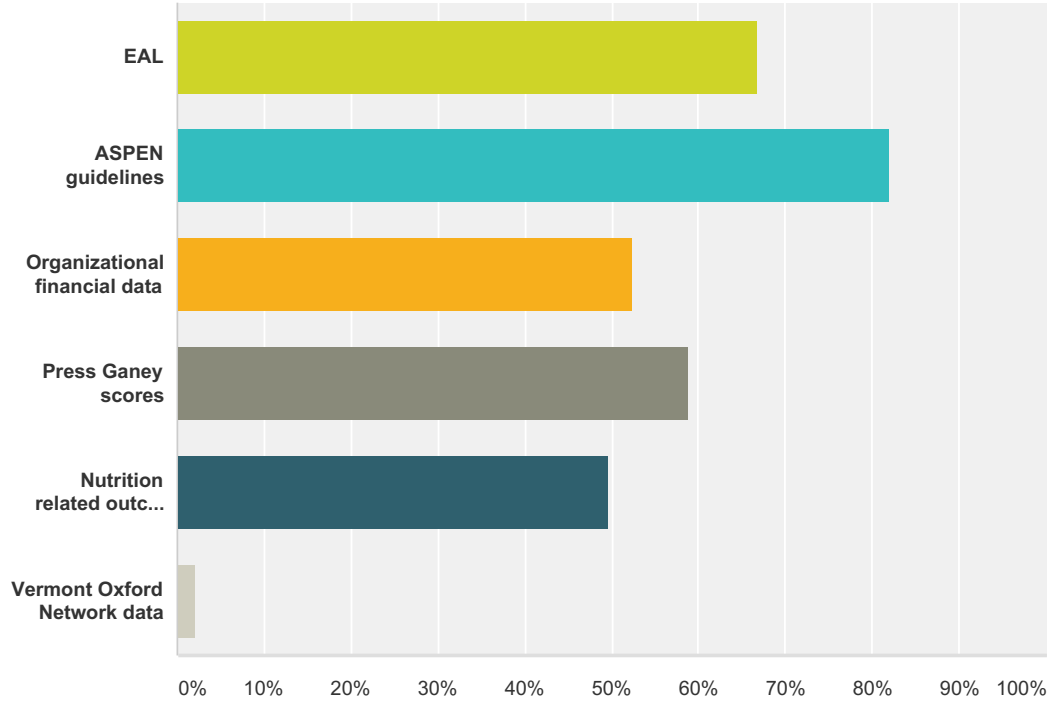
	Not helpful	Somewhat helpful	Very helpful	Total
--	-------------	------------------	--------------	-------

CNM 2015 Member Survey

SCORE on a range of 1-5, 5 meaning very helpful, one not being helpful.	31.25% 5	50.00% 8	18.75% 3	16
Increase clinical staffing	10.89% 11	27.72% 28	61.39% 62	101
Financial compensation	9.62% 10	28.85% 30	61.54% 64	104
More / improved preceptor training	12.75% 13	45.10% 46	42.16% 43	102
Better prepared / educated interns	14.43% 14	47.42% 46	38.14% 37	97
More support from manager	38.54% 37	31.25% 30	30.21% 29	96
More support from facility administration	34.38% 33	33.33% 32	32.29% 31	96
More support from internship program	22.68% 22	40.21% 39	37.11% 36	97
More recognition from manager	44.21% 42	37.89% 36	17.89% 17	95
More recognition from facility administration	40.21% 39	34.02% 33	25.77% 25	97
More recognition from internship program	34.02% 33	45.36% 44	20.62% 20	97
Free CEUs for being a preceptor	12.62% 13	31.07% 32	56.31% 58	103

**Q27 Which of the following resources do you utilize routinely in your current role?
Check all that apply.**

Answered: 151 Skipped: 36



Answer Choices	Responses
EAL	66.89% 101
ASPEN guidelines	82.12% 124
Organizational financial data	52.32% 79
Press Ganey scores	58.94% 89
Nutrition related outcome data	49.67% 75
Vermont Oxford Network data	1.99% 3
Total Respondents: 151	